

# WORDSEARCH!

The multi-player word search game



Drumond Park Limited, PO box 790, Ipswich, IP1 9GP, UK.  
See and play more great Drumond Park games at

[www.drumondpark.com](http://www.drumondpark.com)

© 2010 Goliath BV, Vijzelpad 80, NL 8051 KR Hattem. [www.goliathgames.com](http://www.goliathgames.com)



fig. 1

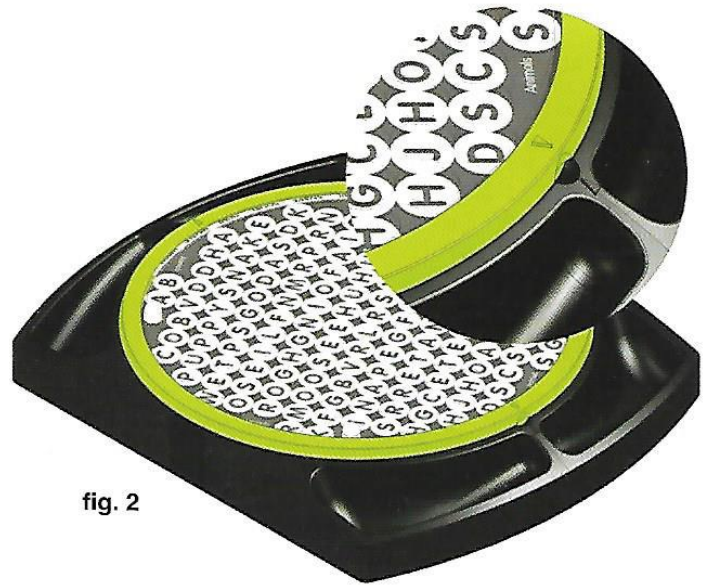


fig. 2

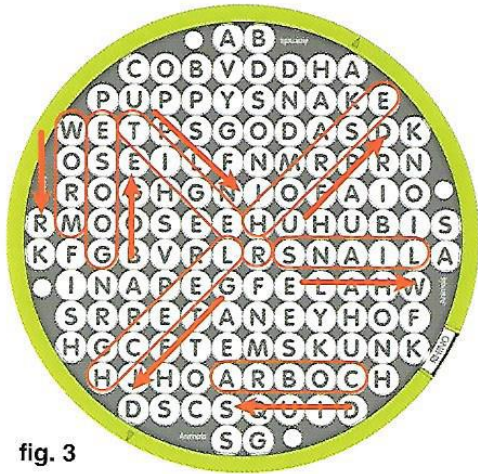


fig. 3

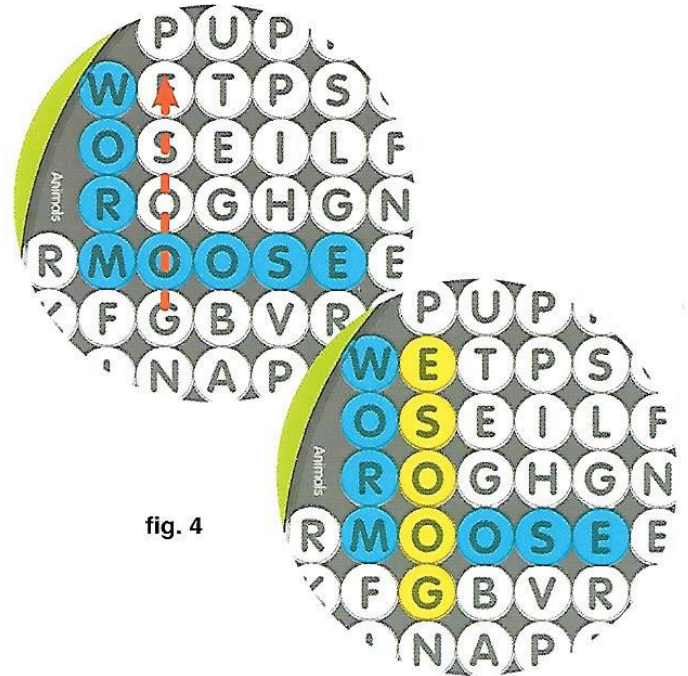


fig. 4

## INSTRUCTIONS

### ● Object of the game:

Be the one to find most words and win!

### ● For:

2-4 Players. Age 8 and up.

### ● Contents:

1 Wordsearch board  
10 two sided game cards with 20 games  
4 x 70 marking pieces (red, yellow, green, blue)  
1 instruction leaflet

### ● Preparation:

Place the game in the middle of the table.

The players choose a game card and place it onto the white wheel on the baseboard, fitting the holes to the pins. The transparent playing board is placed on top of this, with the rounded openings facing up. Finally the green ring is put into position. **(see fig. 1)**

Turn the transparent playing board around to the point where the green starting space is positioned in the opening of the green ring. **(see fig. 2)**

Each player is assigned a colour and will play with the corresponding marking pieces.

### ● Start of the game:

The youngest player starts. Turn the playing board in a clockwise direction until the first word is revealed. This word must be read out loud by the player.

All the players now search for the word in the field.

The hidden word can be positioned in all directions, written from left to right from right to left, horizontally, vertically and diagonally, but is always in one straight line. **(see fig. 3)** The first player to find the word and shout it out, covers the found word with his/her coloured markers.


Attention! When a player shouts out the word and is not able to point out the word immediately, this player will have to sit that round out until one of the other players has found the word.

 **Game continues:**

Play continues in a clockwise direction. The next player turns the green ring until the next word is revealed. The game continues until all the words have been played and the green starting space reappears.

 **Crossing words:**

If a player finds a new word that crosses a word already marked by another player, he replaces the marker on the letter at which the words cross with his/hers own. **(see fig 4)**

 **End of the game:**

The game ends when all the words have been played or if one of the players runs out of markers.

 **Winner:**

The winner is the one who has most of his coloured markers on the board.

 **New Game:**

Players will choose another game card and repeat the above.

 **Storage advice:**

Store the marking pieces by colour in separate bags.

---